


@board[®] India- 2021

A Part of Citrus Enterprise

Welcome to our collection of 3D Printed Wall Panels, Made from bamboo fibre. Our products are sustainable, lightweight and easy to install



CITRUS ENTERPRISE



Welcome to 3D Board India

A unit of Citrus Enterprise

Inspired by patterns and shapes. Bring your space to life with our 3D-printed wall panels. Sustainable, modern and limitless has been the architect behind our designs and services.

Our wall panels are made of bamboo extracts and can be painted to your liking and installed by simply adding water-based glue or any strong adhesive. A newer alternative to wallpapers and wall decor.

Paint. Light. Create.

Take your living spaces to a new world of wall decor.



A green and Eco Friendly Product

3D board wall panels are considered a recycled product. Plant fiber is the raw material used in production of this cutting-edge wall decor.

Plant fibers are one of the world's most renewable sources as they are often harvested several times a year. The total harvest worldwide runs into billions of metric tons annually.

3D board wall panels are produced from plant fibers that are compostable and therefore biodegradable. The production process and use of raw materials make 3D board wall panels a real eco-friendly product.



CITRUS ENTERPRISE





The Block Series


Our Block series of 3D Board wall panels comprise of designs that are patterned from Squares and Rectangles.

Rubik Panels - 500*500 mm | 50*50cms

Blade (L&R) panels - 500*500 mm | 50*50cms

Artiboard Panel - 625*800 mm | 62.5*80cms

Sandstone Panel - 625*800 mm | 62.5*80 cms



The Rubik

Our Rubik panels are designed to pay homage to Erno Rubik and his Rubiks Cube which was created to show that structural movements could be possible with independent parts in mechanics without complete movement of an Object.

All you need to know

Size – 500x500mm / 50x50 CMS / 2.7 sqft

Base Color- Off White


Adhesives to install- Silicone / Fevicol / Cement Glue

Paintable Surface - Yes

Feel of the Panel – Moulded Fiber with 450 GSM sheet

Design Patterns possible - 4+

Properties – Water resistant and limited sound absorption.





The Blade (L&R)

Whether you want to highlight sections or entire wall surfaces, you are guaranteed a stunning atmosphere with this award-winning Italian design! Combined with its BLADE (right) counterpart, you can create unique braided 3D effect on your walls or ceilings. Great for all living spaces, studios and gaming rooms for its sound absorption.

All you need to know

Size - 500*500mm / 50*50cm/ 2.7 sqft

Base Color- Off White


Adhesives to install- Quick dry Silicone / Fevicol / Cement Glue

Paintable Surface - YES

Feel of the Panel – Hard Fiber with 450 gsm sheet

Design Patterns possible - 4+

Properties- Water Resistant and Sound absorption



The Sandstone

Inspired by patterns of stones, and bricks, the sandstone design is a great fit for Lobbies, Reception, Living areas, Foyers and personal recreational spaces.

All you need to know

Size - 625x800mm | 62.5x80 CMS

Base Color- Off White


Adhesives to install- Silicone / Fevicol / Cement Glue

Paintable Surface - YES

Feel of the Panel – Molded Fiber with 450 GSM sheet

Design Patterns possible - 3

Properties – Water resistant and limited sound absorption.



The Artiboard (Plain)

The Artiboard design is created using a contemporary mix of squares and rectangles producing an ultra modern finish. When multiple tiles are put together you'll create a stunning feature wall that will be the focal point of any room. Artiboard is an Artist favorite for painting artworks on the panel.

All you need to know

Size - 625x800mm | 62.5x80 CMS

Base Color- Off White

Adhesives to install- Silicone / Fevicol / Cement Glue


Paintable Surface - YES

Feel of the Panel – Molded Fiber with 600 GSM sheet

Design Patterns possible - 2

Properties – Water resistant





The Windmill

Our windmill panels is one of our most versatile designs. When combined with multiple tiles, The Windmill blades create a soothing and minimal design in 4 different patterns.

All you need to know

Size – 300x300mm | 30x30 CMS | 1 sqft

Base Color- Off White

Adhesives to install- Silicone / Fevicol / Cement Glue

Paintable Surface - YES

Feel of the Panel – Molded Fiber with 450 GSM sheet

Design Patterns possible - 4

Properties – Water resistant



The Cosmos

This design is ideal for residential and small commercial places. The panels when put together create designs inspired by arcs. You can further draw and paint on the panels to create designs as per the requirement of the space or go for the classic version of single pattern paints or without paint.

All you need to know

Size – 300x300mm | 30x30 CMS | 1 sqft

Base Color- Off White

Adhesives to install- Quick dry Silicone / Fevicol / Cement Glue

Paintable Surface - YES

Feel of the Panel – Molded Fiber with 450 GSM sheet

Design Patterns possible - 2

Properties – Water resistant.





The Clover

Considered as a good luck charm, the four leaf clover is the inspiration behind our design. Enhance your space with bright shades and uplift the aura of your rooms with our clover pattern. Suitable for Studies, Play rooms, Foyers and Commercial stores.

All you need to know

Size – 500x500mm | 50x50 CMS | 2.7sqft


Base Color- Off White



Adhesives to install- Silicone / Fevicol / Cement Glue

Paintable Surface - YES

Feel of the Panel – Molded Fiber with 450 GSM sheet

Properties – Water resistant and Limited sound absorption





The Olive

Inspired by the leaves of the Olive plant, Our olive design is a limited series which reflect the flow and dance of the leaves in the spring. Suitable for Bedrooms, Waiting areas, Foyers and Dining spaces. Limited edition.

All you need to know

Size – 300x300mm | 30x30 CMS | 1sqft

Base Color- Off White

Adhesives to install- Silicone / Fevicol / Cement Glue

Paintable Surface - YES

Feel of the Panel – Molded Fiber with 450 GSM sheet

Design Patterns possible – 2+

Properties – Water resistant

The Wave Series

Our wave series of 3D Board wall panels comprise of designs that are inspired by curves and lines on creating an even flow in designs.

Inreda panels - 625x800 mm | 62.5x80 cms




Dragon Panels- 500x500 mm | 50x50 cms

Beach Panel - 625x800 mm | 62.5x80 cms

Malm Panels- 500x500 mm | 50x50 cms

Faktum Panel - 625x800 mm | 62.5x80 cms

Lake Panels - 500x500 mm | 50x50 cms





The Inreda

Our Rubik panels are designed to pay homage to Erno Rubik and his Rubiks Cube which was created to show that structural movements could be possible with independent parts in mechanics without complete movement of an Object.

All you need to know

Size - 625x800mm | 62.5x80 CMS

Base Color- Off White

Adhesives to install- Silicone / Fevicol / Cement Glue

Paintable Surface - YES

Feel of the Panel – Moulded Fiber with 600 GSM sheet

Design Patterns possible – 2

Properties – Water resistant





The Dragon

Inspired by Dragons, The Dragon is regarded as a symbol of malevolence in the western culture and held in high esteem. In eastern cultures, it is held for dignity and power for good. The Dragon scale panel creates an ongoing flow of pattern, channeling power and strength.

All you need to know

Size – 500x500mm | 50x50 CMS | 2.7sqft


Base Color- Off White

Adhesives to install- Silicone / Fevicol / Cement Glue

Paintable Surface - YES

Feel of the Panel – Molded Fiber with 450 GSM sheet

Properties – Water resistant and Limited sound absorption





The Beach

Our Beach Panels are inspired by patterns found in the sand of the beaches during a tide. This pattern adds a sense of exclusivity and style in amplifying your living spaces. Guaranteed to give a stunning finish. Limited Edition.

All you need to know

Size - 625x800mm | 62.5x80 CMS

Base Color- Off White


Adhesives to install- Silicone / Fevicol / Cement Glue

Paintable Surface - YES

Feel of the Panel – Molded Fiber with 600 GSM sheet

Design Patterns possible - 2

Properties – Water resistant





The Malm

Inspired by Vintage design, Our Malm panels express romance, love and care with its soft flowing lines paired up with elegant colors, lovingly selected furniture and décor and you have a modern vintage space, ready to be the highlight of your room.

All you need to know

Size – 500x500mm | 50x50 CMS | 2.7sqft


Base Color- Off White

Adhesives to install- Silicone / Fevicol / Cement Glue

Paintable Surface - YES

Feel of the Panel – Molded Fiber with 450 GSM sheet

Properties – Water resistant





The Faktum

Inspired by Bamboo and roots. This pattern will definitely add a sense of natural beauty to the room. The design can be further explored by painting with single colors, abstracts and splashes of different paints.

All you need to know

Size - 625x800mm | 62.5x80 CMS

Base Color- Off White

Adhesives to install- Silicone / Fevicol / Cement Glue

Paintable Surface - YES

Feel of the Panel – Molded Fiber with 600 GSM sheet

Design Patterns possible – 3+

Properties – Water resistant and limited sound absorption.





The Lake

Our Lake panels are a pattern of smaller wave patterns. One of our first designs, the lake panel is lightweight, easy to install, water resistant with light sound absorption. Paint with subtle colors to emphasis the design.

All you need to know

Size – 500x500mm | 50x50 CMS | 2.7sqft

Base Color- Off White


Adhesives to install- Silicone / Fevicol / Cement Glue

Paintable Surface - YES

Feel of the Panel – Molded Fiber with 450 GSM sheet

Properties – Water resistant and Limited sound absorption





The Jasper

A part of our large panels. The Jasper is inspired by brush strokes and an ideal fit for commercial spaces, lobbies and waiting areas. Each panel is 1000x1000mm with strong sound absorption properties.

All you need to know

Size - 1000x1000mm | 100x100 CMS

Base Color- Off White


Adhesives to install- Silicone / Fevicol / Cement Glue

Paintable Surface - YES

Feel of the Panel – Molded Fiber with 650 GSM sheet

Design Patterns possible - 2

Properties – Water resistant and limited sound absorption.



The Duckweed

A design curated from our abstract pattern collection, the duckweed design is one of our largest panels. Suitable for commercial spaces. The design is guaranteed to change your space. A single panel is 100x100cms.

All you need to know

Size - 1000x1000mm | 100x100 CMS

Base Color- Off White

Adhesives to install- Silicone / Fevicol / Cement Glue

Paintable Surface - YES

Feel of the Panel – Molded Fiber with 650 GSM sheet

Design Patterns possible - 1

Properties – Water resistant.

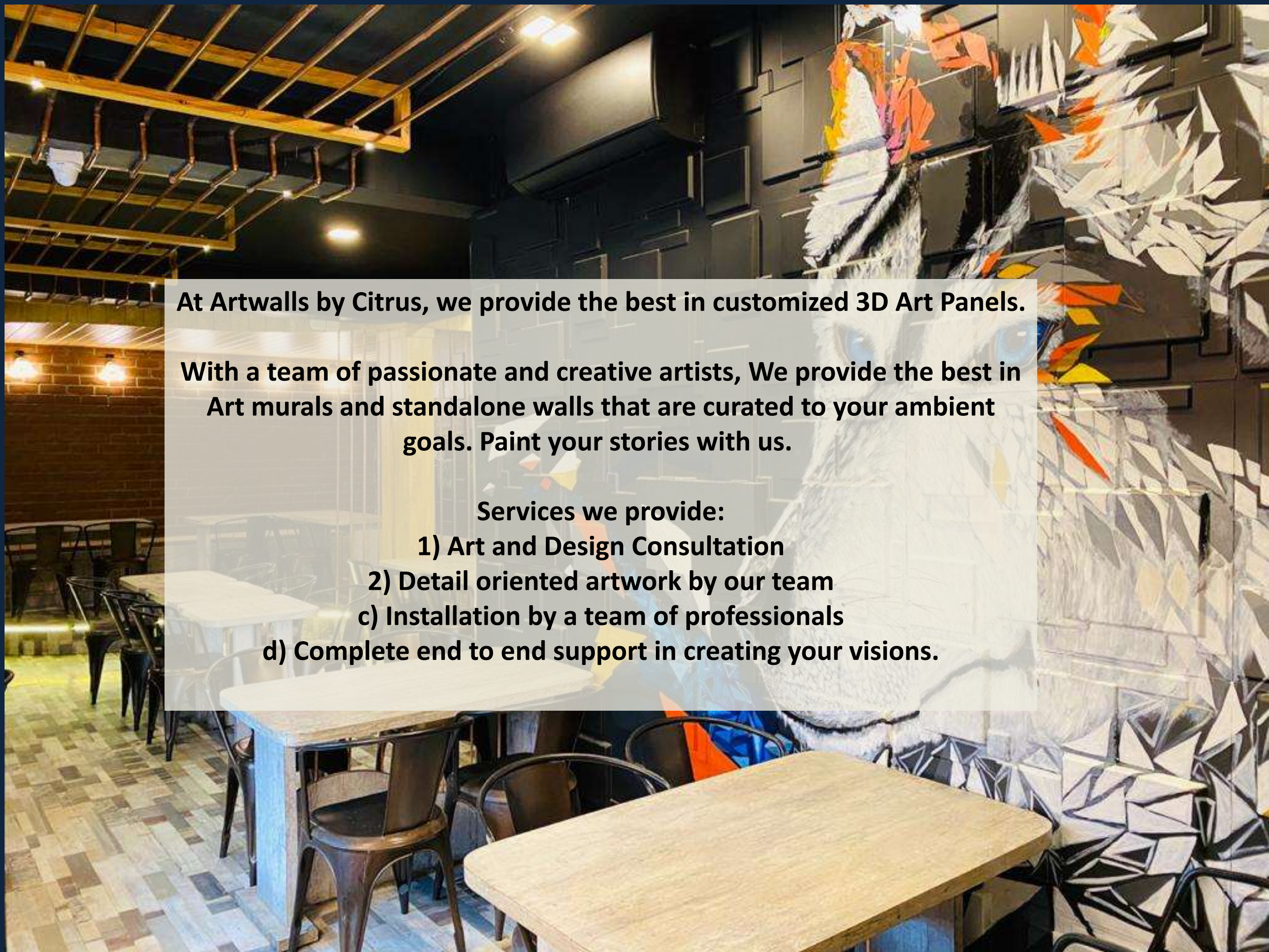
A few of our projects



CITRUS ENTERPRISE







At Artwalls by Citrus, we provide the best in customized 3D Art Panels.

With a team of passionate and creative artists, We provide the best in Art murals and standalone walls that are curated to your ambient goals. Paint your stories with us.

Services we provide:

- 1) Art and Design Consultation**
- 2) Detail oriented artwork by our team**
- c) Installation by a team of professionals**
- d) Complete end to end support in creating your visions.**



CITRUS ENTERPRISE

Eco Friendly 3D Wall panels Paint | Light | Create

Connect with us on:

M: +91 9886 94 22 09

E: 3dboardindia@gmail.com

www.3dboard.in